



Unit:
Groovy Greeks

Concept:






Implementation Innovation User Evaluation

Subject:
DT

Technical Knowledge

Running stitch is a simple style of sewing in a straight line.



Bring the needle through the fabric from the back.
Move the needle along a bit and then put it back through the fabric.
Move the needle along at the back, then bring the needle back through.

Over stitch is a different type of stitch which is good for sewing edges together.



Bring the needle through both pieces of fabric.
Loop the needle around to the back of the fabric over the two pieces of fabric.
Pull the thread so that it rests over the edge of the fabric.

The Design Process

Materials


What fabric will you use for your puppet, and why? How will you add different features to the fabric?

Template

A template for your puppet can be made out of paper, card or cardboard. You can use this to cut an accurate shape from your fabric.

Joining

There are different ways to join fabrics together. Some are quick (staples, pins) and some are more secure (glue, stitches).



Here are some different types of puppet:



Hand (or glove) puppet



Finger puppets



Marionette (or string puppet)



Rod (or stick) puppet






Evaluation

- What did you enjoy the most about making your puppet?
- What is the most successful part of your puppet?
- What did you find most difficult?
- Did you have to change anything on your design, and why?
- What would you do differently if you were to make your puppet again?

Key Vocabulary

Spelling	Definition/Sentence
Puppet	A model version of a person or animal that is controlled by someone.
Finger puppet	A puppet that is controlled by putting a finger inside it.
Hand puppet	A puppet that is controlled by putting your hand inside it.
Template	A shape made from paper or card that you can draw around to create the shape on fabric.
Sew	To join fabrics with stitches using a needle and thread.

Sequence of lessons

Lesson	Definition/Sentence
1	Investigate a range of puppets and their features. 
2	Work with fabric to create a finger puppet. 
3	Develop and practice sewing skills. 
4	Design a glove puppet. 
5	Follow a design to make a puppet. 
6	Evaluate the finished project. 